

FROM TINY ISLANDS

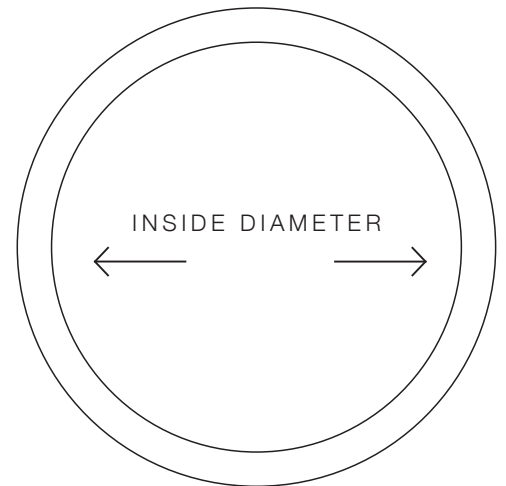
HOW TO DETERMINE YOUR RING SIZE

MEASURE CURRENT RING


1. SELECT A RING THAT PROPERLY FITS THE INTENDED FINGER.
2. PLACE THE RING OVER THE CIRCLE BELOW, MATCHING THE INSIDE EDGE OF THE RING TO THE CIRCLE NEAREST IN SIZE. THIS MEASUREMENT REFERS TO THE INSIDE DIAMETER OF THE RING.
3. IF THE RING FALLS DOWN BETWEEN TWO SIZES, ORDER THE LARGER SIZE.

MEASUREMENT MATCH THE INSIDE EDGE OF THE RING


DIAMETER	CIRCUMFERENCE	US	UK	JPN
14.8	49.3	4	H 1/2	7
15.7	49.3	5	J 1/2	9
16.5	51.8	6	L 1/2	11
17.3	54.4	7	N 1/2	14
18.1	56.9	8	P 1/2	16
18.9	59.5	9	R 1/2	18
19.8	62.1	10	T 1/2	20




SIZE 4
14.9 MM




SIZE 5
15.7 MM




SIZE 6
16.6 MM




SIZE 7
17.3 MM




SIZE 8
18.1 MM



SIZE 9
18.9 MM



SIZE 10
19.7 MM



NEED HELP?

IF YOUR SIZE ARE NOT IN THE CHART OR YOU ARE NOT SURE ABOUT THE MEASUREMENT, DO NOT HESITATE TO CONSULT WITH US. KINDLY DROP YOUR INQUIRIES TO INFO@FROMTINYISLANDS.COM OR LINE [@FROMTINYISLANDS](https://www.instagram.com/fromtinyislands).